



**OFFICE OF THE COMMISSIONER OF CUSTOMS (NS-I),
APPRAISING MAIN (IMPORT),JAWAHAR LAL NEHRU CUSTOM HOUSE,
NHAVA- SHEVA, TAL-URAN, RAIGAD-400707,MAHARASHTRA**

(e-mail: appraisingmain.jnch@gov.in; Telephone No.022-27244979)

F. No. S/22-Gen- 20/2020-21/AM (I)/JNCH

Dated: 15.10.2020

STANDING ORDER NO - 35/2020

Sub: Container Scanning Module - reg.

Attention of all Officers under the jurisdiction of JNCH, Mumbai Customs, Zone-II is invited to the Advisory No. 37/2020 dated 09.10.2020 issued by Directorate General of Systems and Data Management, CBIC regarding Container Scanning Module.

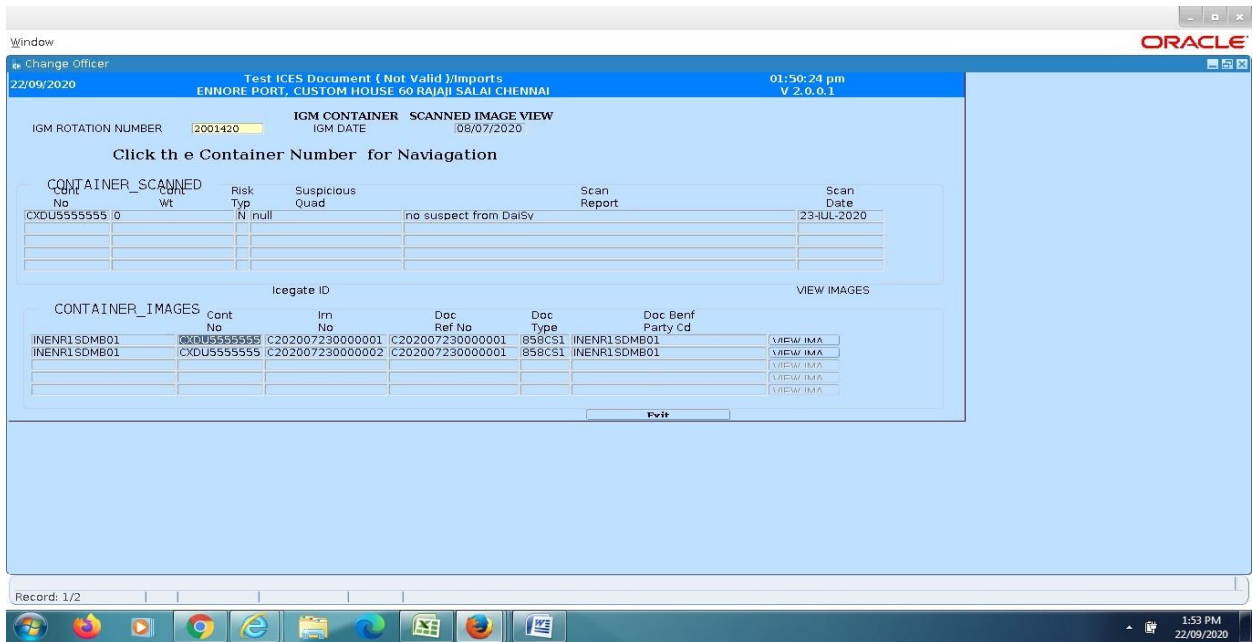
2. RMS has been selecting containers for scanning at some major ports based on the IGMs filed by the Shipping Lines. However, the scanning report by the officer were not recorded in ICES. CBIC has already initiated the installation of container scanners at all major ports across the country. As the next step in this direction, an electronic workflow has now been designed in consultation with stakeholders including scanning machine vendors to strengthen the Non-Intrusive inspection methods in Customs clearance and to equip examination officers with critical information.

3. Based on the IGM filed by the Shipping Lines, RMS will select containers for scanning. This message will travel electronically to the Preventive officer at the port. The scan images of these containers and the remarks/verdict of the scanning officer will be recorded in the scanning machine and will be transmitted back to RMS and ICEGATE. The images will get stored in the eSanchit application. The remarks will also specify whether the container is suspicious or not and the specific quadrants that the shed officer may like to check during examination.

4. An IGM enquiry view has been given in ICES in ACL, ACS, INS and SUP roles where the details of the scan verdict will be available along with the scanned images for the officer to see. Once the IGM gets linked with the Bill of Entry, these details will also be available in the View BE option. The images can be seen in the Supporting Documents tab where other documents uploaded in eSanchit are available, while the scanning verdict/remarks will be available in the Container tab. The examination officers can make use of these and conduct a more targeted examination accordingly. Some sample screenshots of the verdict enquiry and scan images are given in Para 6 for reference.

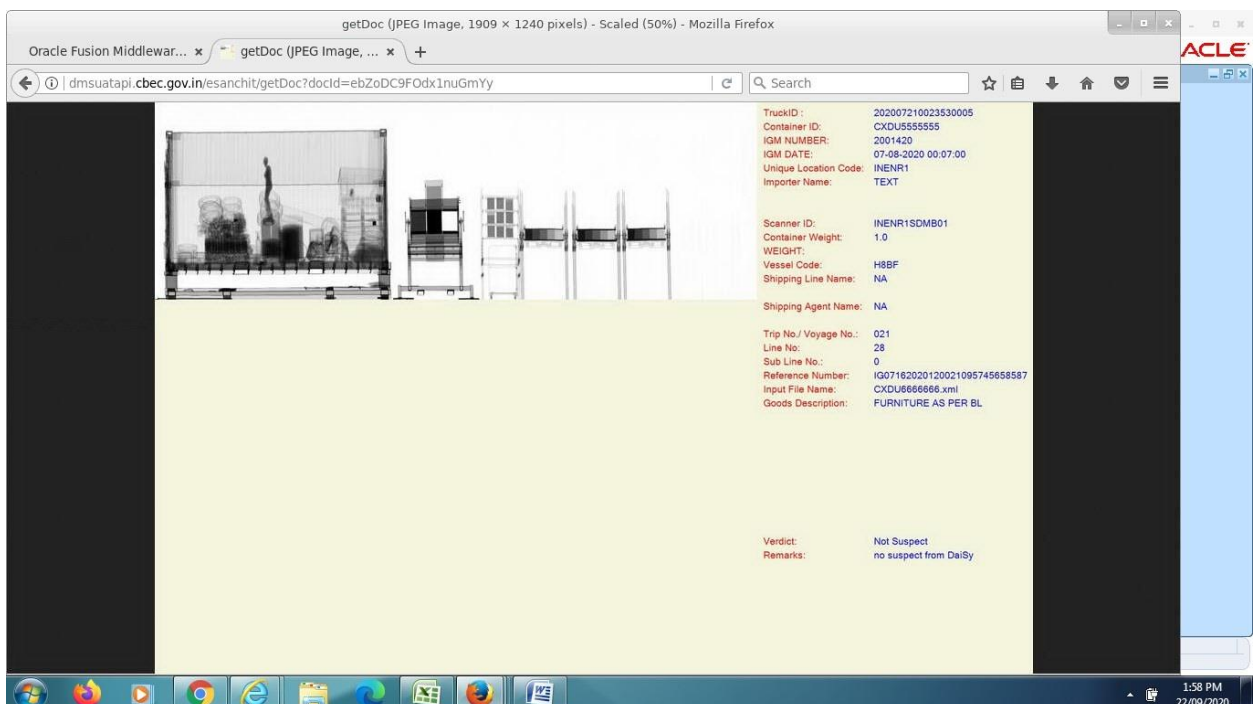
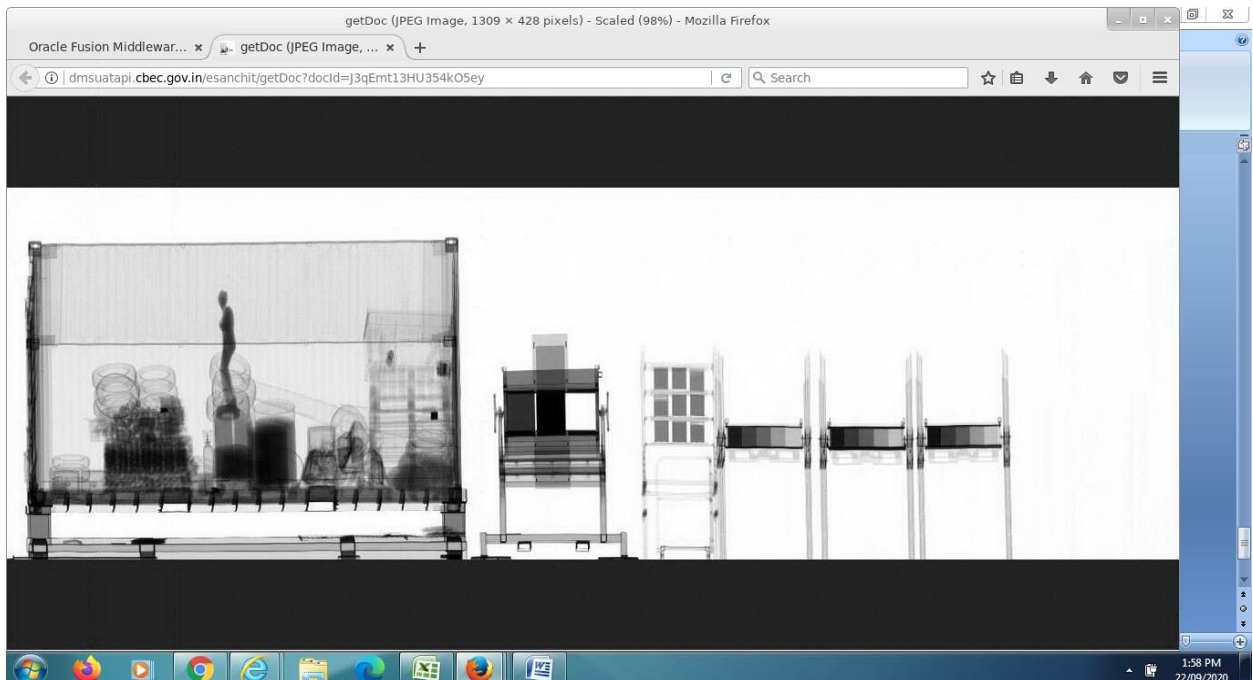
5. This module has been made live in Hazira port (work in progress at Ennore, JNCH & Vizag). It will soon be expanded to other ports depending on the installation of scanners. Scanning and Examination officers are advised to sensitize themselves on these new functionalities.

6. Screenshots for reference:- Details available in “View IGM Container Scanned” option for every scanned container.



The container number, weight, risk type, suspicious quad, scan report and scan date is provided with container images for the container scanned.

Further the scanned image can be viewed by clicking on “view image” button.



Likewise, option to view the image of scanned container against that particular BE is provided in supporting documents tab in View BE along with other online uploaded supporting documents.

The verdict details are available in “Container Details” tab under View BE.

7. Difficulty, if any, faced in implementation of this Standing Order may be brought to the notice of the Addl. /Joint Commissioner (Appraising Main (Import)) through email at appraisingmain.jnch@gov.in.

Sd/-
(Sunil Kumar Mall)
Commissioner of Customs (NS-I)

Copy to:

1. The Chief Commissioner of Customs, Mumbai Zone-II, JNCH.
2. The Commissioner of Customs, NS-G/NS-I/NS-II/NS-III/NSAudit/NS-V, JNCH.
3. All Additional/Joint/Dy./Asstt. Commissioners of Customs, JNCH.
4. All Sections/Group of NS-G/NS-I/NS-II/NS-III/NS-Audit/NS-V, JNCH.
5. AC/DC, EDI for uploading on JNCH website immediately.